

6W high power led



RMS-P6RGB140D-XT

- 1, This high power led lamp use imported material aluminum Star heatsink.
- 2, Safe product with low work voltage, low heat and Long life span.
- 3, Can be multiplied color as Red, Yellow, Green, Blue, White Orange and purple, making the light effect more attractive.
- 4, This high power led is direct die bonding to pure copper lead frame, good soldering ability, low thermal resistance.

XX XX XX XX-- XX

1 2 3 4 5 6 7

Part Number

2- P : High Power LED

3- XX: Power

05-0.5W , 1-1W, 3-3W , 5-5W, 10-10W , 50-50W , 100-100W

4- XX: Emitted Color

Red(R) Yellow(Y) Blue(B) Green(G) Orange(O)

Purple(P) White(W)

5- XX: Viewing Angle

60 - 60deg 90 - 90deg 120- 120deg 140 - 140deg


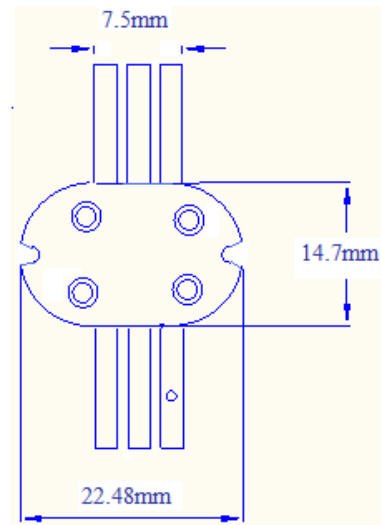
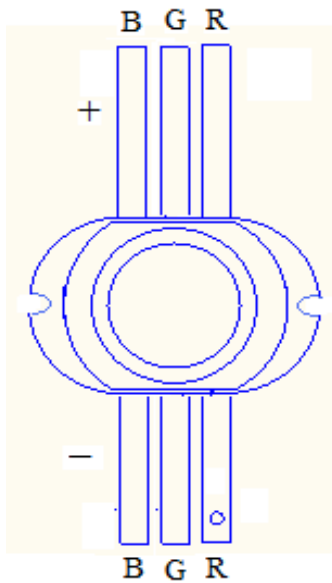
175 - 175deg

6- X : Body model

7- XX: Brightness Grade

60- 60lm 100 - 100-110lm 2000-2000-2500lm

Mechanical Dimensions



NOTE:

1. All dimensions are in millimeters.
2. All dimensions without tolerances are for reference only.
3. Material as follows:

Package: Heat-Resistant Polymer

Electrodes: Cu Plating Copper Alloy

Absolute Maximum Ratings at Ta=25°C

Item	Symbol	Absolute Maximum Rating	Unit
DC Forward Current	I_F	350	mA
Peak Forward Current	I_F	500	mA
Reverse Voltage	V_R	5	V
Power Dissipation	P_D	6	w
Electrostatic discharge	ESD	±4500	V
Operation Temperature	Topr	-40~+80	°C
Storage Temperature	Tstg	-40~+100	°C
LeadSoldering Temperature	Tsol	Max.260°C for 6 seconds Max.	

Notes: * IFP Conditions: pulse Width \leq 10msec.

*All high power emitter LED products mounted on aluminum metal-core printed circuit board, can be lighted directly, but we do not recommend lighting the high power products for more than 5 seconds without a appropriate heat dissipation equipment.

Electrical Optical Characteristics at Ta=25°C

Parameter	Color	Symbol	Min.	Typ.	Max.	Unit	Test Condition
Forward Voltage	R	V_F	4.4	---	5.0	v	$I_F=350mA$
	B		6.5	---	7.5		
	G		6.5	---	7.5		
Reverse Current	R,B,G	I_R	---	---	50	uA	$V_R=5v$
50% Power Angle	R,B,G	$2\theta_{1/2}$	---	160	---	deg	$I_F=350mA$
Luminous Intensity	R	ϕ_v	60	---	80	lm	$I_F=350mA$
	B		20	---	30		
	G		900	---	110		
Chromaticity	R	λ_d	620	---	630	nm	$I_F=350mA$
	B		460	---	470		
	G		520	---	530		

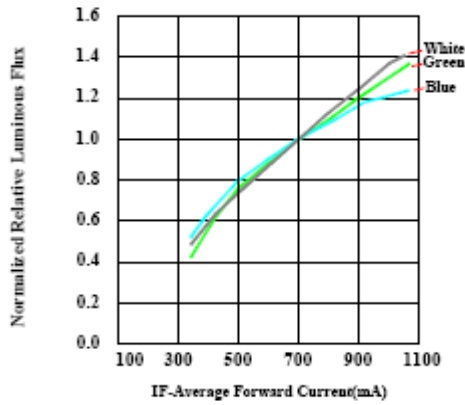
Notes: 1.Tolerance of measurement of forward voltage \pm 0.1V.

2.Tolerance of measurement of peak Wavelength \pm 2.0nm.

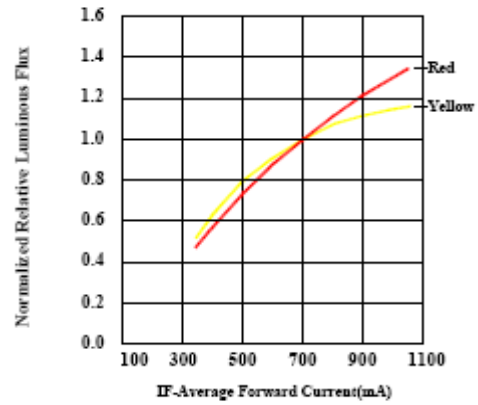
3.Tolerance of measurement of luminous intensity \pm 15%.

■ Typical Electrical/ Optical Characteristics Curves
($T_a=25^{\circ}\text{C}$ Unless Otherwise Noted) :

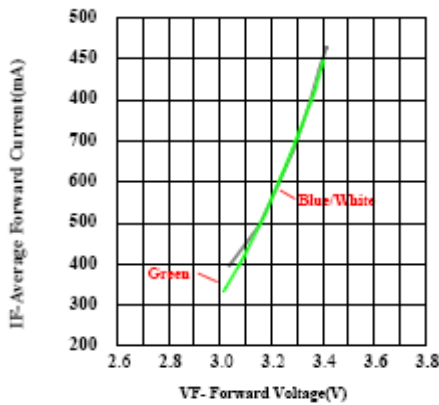
Forward Current Characteristics



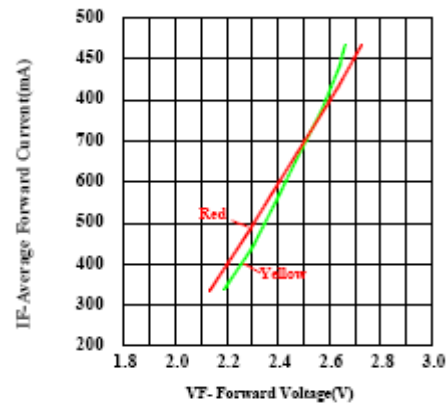
Relative Luminous Flux vs. Forward Current for White/Green/Blue



Relative Luminous Flux vs. Forward Current for Red/Yellow

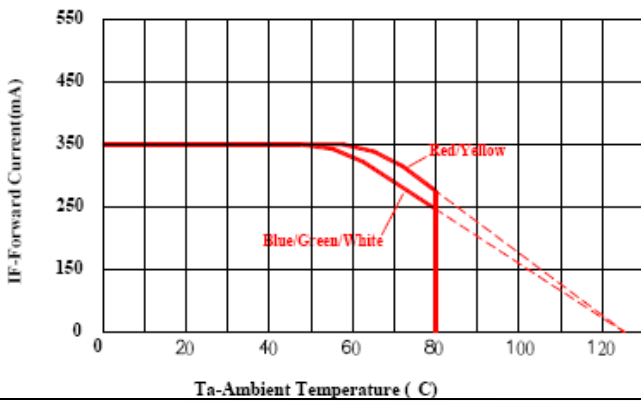


Forward Current vs. Forward Voltage for White/Green/Blue

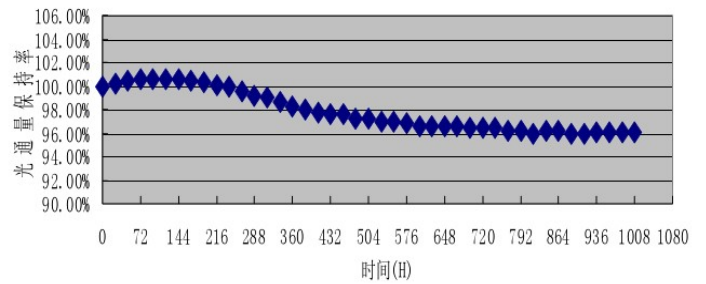


Forward Current vs. Forward Voltage for Red/Yellow

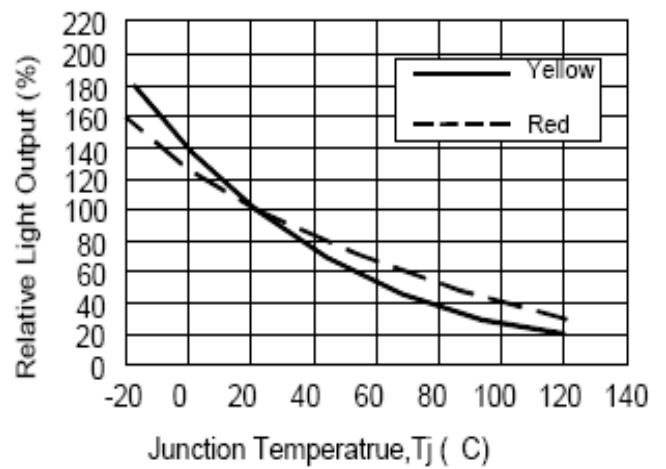
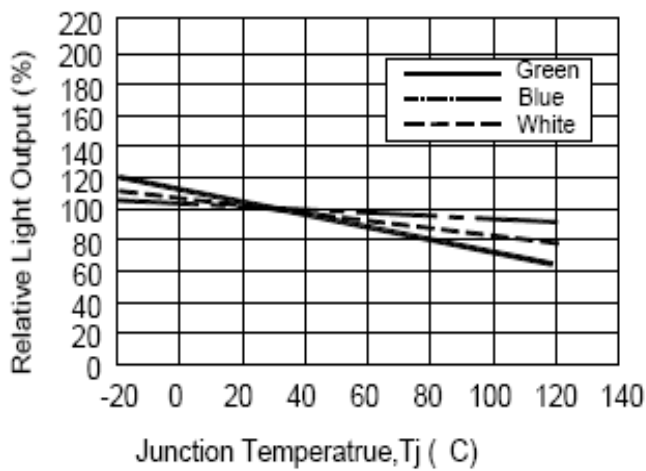
Current Derating Curves



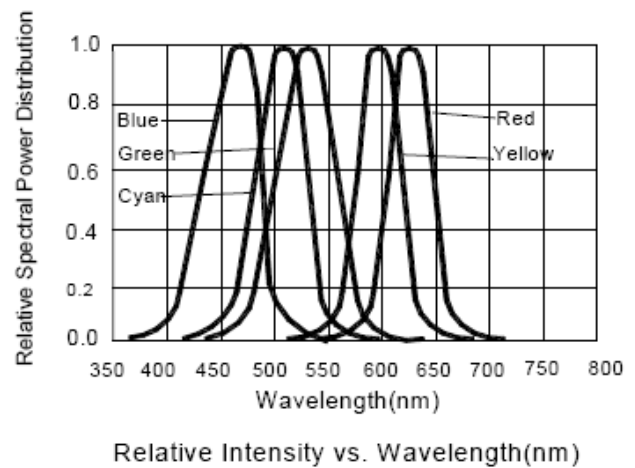
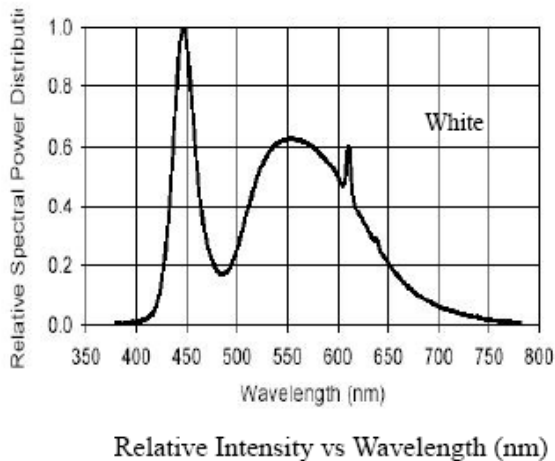
光通量保持率曲线图



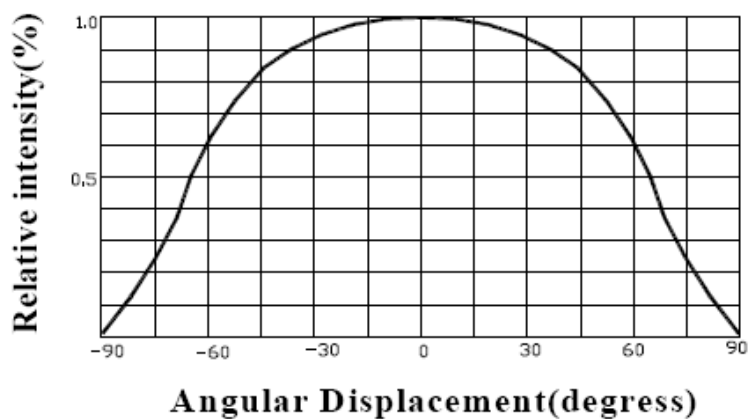
Light Output Characteristics



Wavelength Characteristics



Typical Representative Spatial Radiation Pattern of single LED



Features

Passed CE and ROHS

Conforming to International Standard

Absolutely safety and stable Energy Saving Low Voltage High Brightness



NOTE

- * **Keep away form direct sunshine and high temperature**
- * **If any doubt consult a competent electrician.**
- * **Please read the specification first to make sure the using condition is fit.**
- * **We will meet our customer's specific requirement with our satisfied products.**
- * **The more details,Please visit our web site.**

[_____](#)